

TEESING

08-2015

TYPES OF THREAD

WWW.TEESING.COM



ABOUT TEESING




WE ENGINEER FROM SOURCE TO PROCESS

TECHNICAL SUPPLIER SINCE 1952

Since 1952 Teesing is `The right connection` as the international supplier of fittings, valves, tubing, systems and assemblies for industrial applications in four sectors: pneumatics, hydraulics, instrumentation and transport of media. With offices in the Netherlands (Rijswijk), U.S.A. (New Jersey), China (Beijing) and Zhubei City (Taiwan) we are globally active in several specialized niche markets, such as semiconductor, railway, alternative fuels, pharmaceutical and (Petro) chemical industries.

We supply a complete package of products and services you require for your connection applications. Through our specialized knowledge of our products and markets we are capable in responding quickly to all your questions regarding the transport of gases and liquids to your point of use connection. Thanks to our engineering department we are also capable of delivering customized products and assemblies that are developed to meet the specifications of your critical process demands.

OUR BUSINESS UNITS

 TEESING INDUSTRIAL APPLICATIONS	 TEESING SUBMICRON TECHNOLOGIES	 TEESING ALTERNATIVE ENERGY
International supplier of fittings, valves, tubing, systems and assemblies.	International supplier of HP/UHP components and assemblies from source to process.	International supplier of components, systems and assemblies for CNG/H2 projects.

© Teesing BV, Aug 2015. Versie 030815

All technical and other data contained in this catalogue may be subject to change without notice. The contents of this document have been written with the greatest possible care. However, Teesing cannot guarantee the accuracy or completeness of the information provided in this brochure.

INDEX

BASICS OF THREAD

1. BASICS OF THREAD

1.1	Gender	4
1.2	Handedness	4
1.3	Design	4
1.4	Pitch / TPI	5
1.5	Diameter	5
1.6	Angle	5
1.7	Crest / root	5

2. MOST COMMON THREADS

2.1	M - ISO thread (metric)	7
2.2	NPT - Pipe thread	8
2.3	G/R/Rp - Whitworth thread (BSPP/BSPT)	9
2.4	UNC/UNF - Unified National thread	10
2.5	Extra: Comparison sheet (M - BSPP - BSPT - NPT - UNC - UNF)	11-15

3. FREQUENTLY ASKED QUESTIONS

3.1.1	How to identify thread types?	16
3.1.2	What does NPTF stand for: Female, Fine or fuel?	16
3.1.3	Which female threads are tapered/conical?	16
3.1.4	What is the difference between G-thread (BSPP) and R-thread (BSPT)?	16-18
3.1.5	Can I use an o-ring sealing with NPT thread?	18
3.1.6	Are NPT and BSP Pipe threads compatible?	19
3.1.7	What is screw/nut galling and how can it be avoided?	19
3.1.8	What kind of sealing method is recommended when mounting a PA/PVDF fitting with male tapered thread into a metal counterpart?	19
3.1.9	What kind of a thread does a Jic-fitting have?	20

3.2. THREAD SEAL TYPES

20

Appendix: Conversion factor


21

Appendix: Other threads

22-23

1.1 GENDER

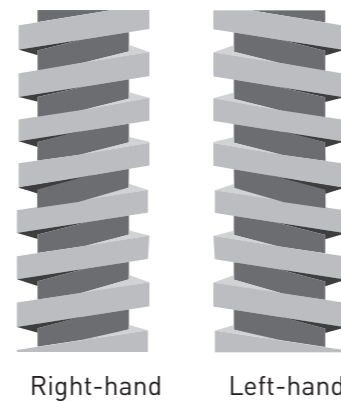
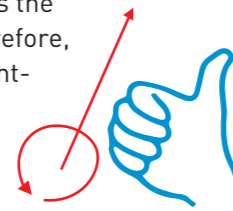
Every matched pair of threads, external and internal, can be described as male and female. For example, a screw has male thread, while the matching hole has female thread.



1.2 HANDEDNESS


The helix of a thread can twist in two possible directions. Most threads are oriented so that the threaded item when seen from a point of view on the axis through the center of the helix, moves away from the viewer when it is turned in a clockwise direction, and moves towards the viewer when it is turned counter clockwise.

By common convention, right-handedness is the default handedness for screw threads. Therefore, most threaded parts and fasteners have right-handed threads.




1.3 DESIGN

The type of thread can be identified by the following characteristics.



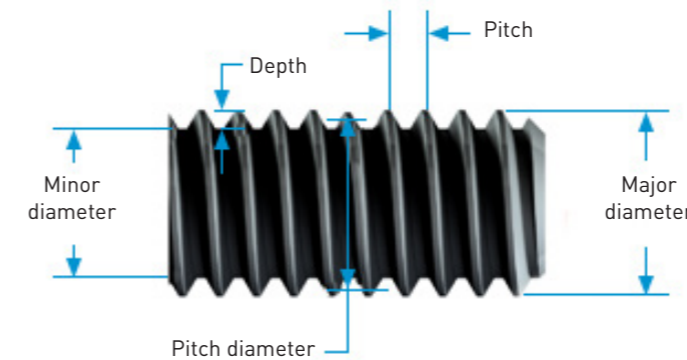
1.4 PITCH/TPI:

The pitch is the distance from the crest of one thread to the next in mm. TPI (Threads per inch) is used by inch thread.




1.5 DIAMETER:

The major diameter is determined by the thread tips. The minor diameter is determined by the groove of the thread. The pitch diameter is the distance of two opposite flanks or the distance of the centreline of the profile.



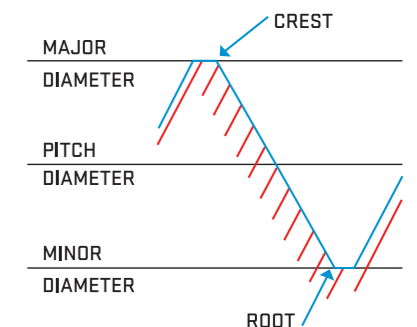
1.6 ANGLE

The flank angle is the angle between the flank of a screw thread and the perpendicular to the axis of the screw. Tapered threads have a taper angle. This is the angle between the taper and the centre axis of the pipe.



1.7 CREST/ROOT

The outer-most part of the thread is called crest, the inner-most part of the thread is called root.



2.1 M - ISO THREAD (METRIC)

M	Coarse Thread	ISO 724 (DIN 13-1)
M	Fine Thread	ISO 724 (DIN 13-2 to 11)

2.2 NPT - PIPE THREAD

NPT	ANSI B1.20.1
NPTF	ANSI B1.20.3

2.3 G/R/RP - WHITWORTH THREAD (BSPP/BSPT)

G	= BSPP	ISO 228 (DIN 259)
R/Rp/Rc	= BSPT	ISO 7 (DIN 2999 replaced by EN10226)

2.4 UNC/UNF - UNIFIED NATIONAL THREAD

UNC	ANSI B1.1
UNF	ANSI B1.1

2.5 EXTRA: COMPARISON SHEET (M - BSPP - BSPT - NPT - UNC - UNF)

2.1 M - ISO THREAD (METRIC)

ISO Metric thread is a globally standardized thread. Compared to standard threads (coarse thread), a fine thread has a smaller pitch.

Coarse Thread

pitch can be displayed or omitted after thread size

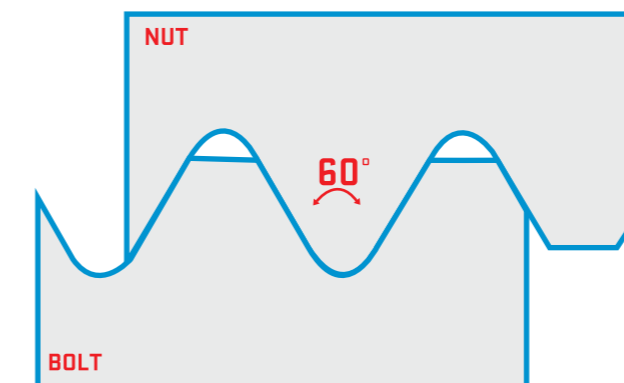
Fine Thread

pitch must be displayed after thread size

Thread size (mm)	Major diameter (mm)	Minor diameter (mm)	Pitch (mm)	Thread size (mm)	Major diameter (mm)	Minor diameter (mm)	Pitch (mm)
M 3	2,98	2,459	0,5	M 3 x 0,35	2,981	2,621	0,35
M 4	3,978	3,242	0,7	M 4 x 0,5	3,978	3,242	0,5
M 5	4,976	4,134	0,8	M 5 x 0,5	4,98	4,459	0,5
M 6	5,974	4,917	1	M 6 x 0,75	5,978	5,188	0,75
M 8	7,974	6,917	1,25	M 8 x 0,75	7,978	7,188	0,75
M 10	9,968	8,376	1,5	M 10 x 0,75	9,978	9,188	0,75
				M 10 x 1	9,974	8,917	1
				M 10 x 1,25	9,972	8,647	1,25
M 12	11,97	10,106	1,75	M 12 x 1	11,97	10,917	1
				M 12 x 1,25	11,97	10,647	1,25
				M 12 x 1,5	11,97	10,376	1,5
M 16	15,96	13,835	2	M 16 x 1	15,97	14,917	1
				M 16 x 1,5	15,97	14,376	1,5
M 20	19,96	17,294	2,5	M 20 x 1	19,97	18,917	1
				M 20 x 1,5	19,97	18,376	1,5
				M 20 x 2	19,96	17,835	2
M 24	23,95	20,752	3	M 24 x 1,0	23,97	22,917	1,0
				M 24 x 1,5	23,97	22,376	1,5

The flank angle is 60°.

Female and Male thread are both parallel.



2.2 NPT - PIPE THREAD

The most common types of pipe thread are:

- NPT - American Taper Pipe Thread
= National Pipe Taper
- NPTF - American Taper Pipe Thread for Dryseal joint without sealant compound
= National Pipe Taper Fuel

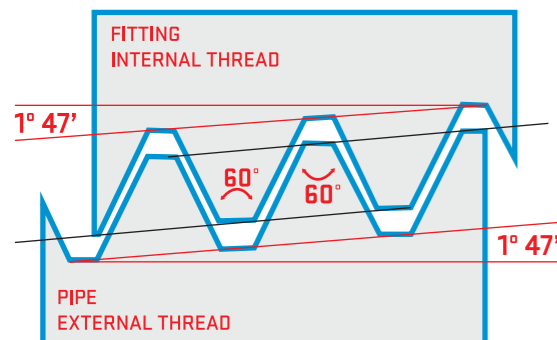
NPT and NPTF appear to be identical. Both have the same pitch diameter at the top of the hole of the internal thread or end of the pipe on external threads and both have the same thread lengths or depths. However, there is a subtle difference in the root and crest diameters of the threads.

NPT / NPTF

Thread size	Major Diameter (mm)	TPI
1/16" - 27 NPT	7,938	27
1/8" - 27 NPT	10,287	27
1/4" - 18 NPT	13,716	18
3/8" - 18 NPT	17,145	18
1/2" - 14 NPT	21,336	14
3/4" - 14 NPT	26,670	14
1" - 11 1/2 NPT	33,401	11,5
2" - 11 1/2 NPT	60,325	11,5

The flank angle is 60°.

Female and Male thread are both tapered with equal angles.



NPT threads are also sometimes referred to as:

- MIP (Male Iron Pipe)
- FIP (Female Iron Pipe)
- IPT (Iron Pipe Thread)
- FPT (Female Pipe Thread)
- MPT (Male Pipe Thread)

Note that these references are somewhat casual, and might possibly be used in reference to NPS instead of NPT Thread. NPS thread -National Pipe Straight- is not interchangeable with NPT thread.

2.3 G/R/RP - WHITWORTH THREAD (BSPP/BSPT)

The most common types of whitworth thread are:

- BSPP (G) - British Standard Pipe Parallel
- BSPT (R/Rp) - British Standard Tapered Pipe, for pipes and tapered thread.
An appropriate sealing compound can be used in the thread to ensure a leak-proof joint.

BSPP (G)

Thread size (inch)	Major Diameter (mm)	Minor Diameter (mm)	TPI
G 1/16"	7,723	6,561	28
G 1/8"	9,728	8,566	28
G 1/4"	13,157	11,445	19
G 3/8"	16,662	14,950	19
G 1/2"	20,955	18,631	14
G 3/4"	26,441	24,117	14
G 1"	33,249	30,291	11
G 2"	59,614	56,656	11

BSPT (R/Rp)

Male Thread size (inch)	Female Thread size (inch)	Major Diameter (mm)	Minor Female Diameter (mm)	TPI
R 1/16"	Rp 1/16"	7,723	6,490	28
R 1/8"	Rp 1/8"	9,728	8,495	28
R 1/4"	Rp 1/4"	13,157	11,341	19
R 3/8"	Rp 3/8"	16,662	14,846	19
R 1/2"	Rp 1/2"	20,955	18,489	14
R 3/4"	Rp 3/4"	26,441	23,975	14
R 1"	Rp 1"	33,249	30,111	11
R 2"	Rp 2"	59,614	56,476	11

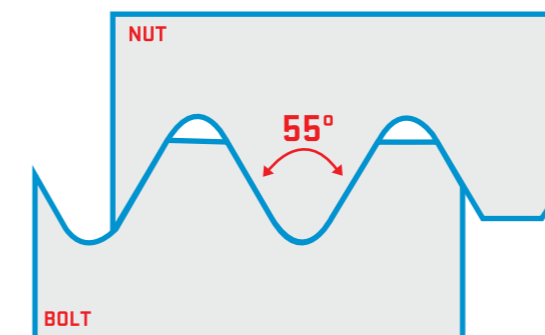
The flank angle is 55°.

BSPP: Female and Male thread are both parallel.

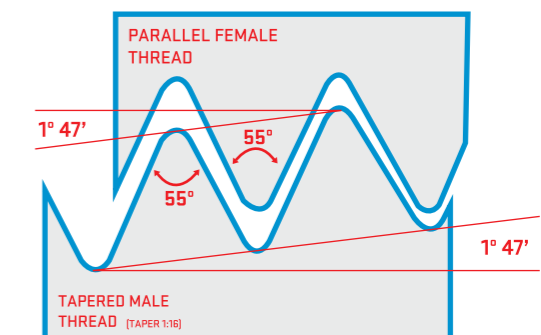
BSPT: Female thread is parallel and male thread is tapered.

- Female thread can also be tapered: Rc, but this is not common.

BSPP



BSPT



2.4 UNC/UNF - UNIFIED NATIONAL THREAD

The most common types of UN (Unified National) thread are:

- UNC – Unified National Coarse Thread, comparable with the ISO metric thread.
- UNF – Unified National Fine Thread.

*Compared to standard threads (coarse thread), a fine thread has a smaller pitch.

Unified threads come in three different classes:

1A (external) & 1B (internal): for applications where a liberal tolerance is required to permit easy assembly even with slightly nicked threads.

2A (external) & 2B (internal): most commonly used class for general applications

3A (external) & 3B (internal): for applications where closeness of fit and/or accuracy of thread elements are important.

UNC (2A)

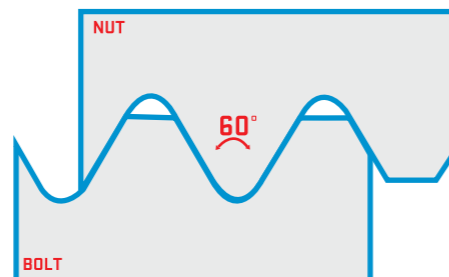
Nominal Diameter	Major Diameter (mm)	Minor Diameter (mm)	TPI
1/4" x 20 UNC	6,322	4,978	20
5/16" x 18 UNC	7,907	6,401	18
3/8" x 16 UNC	9,491	7,798	16
7/16" x 14 UNC	11,076	9,144	14
1/2" x 13 UNC	12,661	10,592	13
5/8" x 11 UNC	15,834	13,386	11
3/4" x 10 UNC	19,004	16,307	10
7/8" x 9 UNC	22,176	19,177	9
1" x 8 UNC	25,349	21,971	8
2" x 4,5 UNC	50,726	44,679	4,5

UNF (2A)

Nominal Diameter	Major Diameter (mm)	Minor Diameter (mm)	TPI
1/4" x 28 UNF	6,325	5,360	28
5/16" x 24 UNF	7,910	6,782	24
3/8" x 24 UNF	9,497	8,382	24
7/16" x 20 UNF	11,079	9,728	20
1/2" x 20 UNF	12,667	11,328	20
5/8" x 18 UNF	15,839	14,351	18
3/4" x 16 UNF	19,012	17,323	16
7/8" x 14 UNF	22,184	20,269	14
1" x 12 UNF	25,354	23,114	12

The flank angle is 60°.

Female and Male thread are both parallel.



2.5 EXTRA: COMPARISON SHEET (M - BSPP - BSPT - NPT - UNC - UNF)

UNC (2A)

	Metric: Standard/Fine	Inch: BSPP (G)	BSPT (R)	NPT	UNC/UNF
Type	Parallel	Parallel	Tapered	Tapered	Parallel
Flank angle	60°	55°	55°	60°	60°
Thread angle	0°	0°	1°47'	1°47'	0°
Seal location	O-ring/ Gasket/ Cone	O-ring/ Gasket/ Cone	On threads	On threads	O-ring/ Gasket/ Cone

Major Diameter (mm):

	BSPP (G)	BSPT (R/Rp)	NPT	UNC	UNF
1/16"	7,723	7,723	7,938		
1/8"	9,728	9,728	10,287		
1/4"	13,157	13,157	13,716	6,322	6,325
3/8"	16,662	16,662	17,145	9,491	9,497
1/2"	20,955	20,955	21,336	12,661	12,667
3/4"	26,441	26,441	26,670	19,004	19,012
1"	33,249	33,249	33,401	25,349	25,354
2"	59,614	59,614	60,325	50,726	-

Minor Diameter (mm):

	BSPP (G)	BSPT (R/Rp)	UNC	UNF
1/16"	6,561	6,490		
1/8"	8,566	8,495		
1/4"	11,445	11,341	4,978	5,360
3/8"	14,950	14,846	7,798	8,382
1/2"	18,631	18,489	10,592	11,328
3/4"	24,117	23,975	16,307	17,323
1"	30,291	30,111	21,971	23,114
2"	56,656	56,476	44,679	-

TPI (Treads per inch):

	BSPP (G)	BSPT (R/Rp)	NPT	UNC	UNF
1/16"	28	28	27		
1/8"	28	28	27		
1/4"	19	19	18	20	28
3/8"	19	19	18	16	24
1/2"	14	14	14	13	20
3/4"	14	14	14	10	16
1"	11	11	11,5	8	12
2"	11	11	11,5	4,5	-

Male thread

D (mm)	pitch (mm)	TPI (threads per inch)	BSP (BSPP & BSPT)	Metric fine	NPT	UN/JIC/SAE (Thread class 2)
9,73		28	1/8			
9,97	1			M10x1		
10,29		27			1/8	
11,11		20				7/16-20 UNF
11,97	1,5			M12x1,5		
12,70		20				1/2-20 UNF
13,16		19	1/4			
13,72		18			1/4	
13,97	1,5			M14x1,5		
14,29		18				9/16-18 UNF
15,88		18				5/8-18 UNF
15,97	1,5			M16x1,5		
16,66		19	3/8			
17,15		18			3/8	
17,46		16				11/16-16 UN
17,97	1,5			M18x1,5		
19,05		16				3/4-16 UNF
19,97	1,5			M20x1,5		
20,64		16				13/16-16 UNF
20,96		14	1/2			
21,34		14			1/2	
21,97	1,5			M22x1,5		
22,23		14				7/8-14 UNF
23,97	1,5			M24x1,5		
25,40		12				1-12 UN
25,97	1,5			M26x1,5		
26,44		14	3/4			
26,67		14			3/4	
26,96	2			M27x2		
26,99		12				1 1/16-12 UN
26,99		16				1 1/16-16 UN

Male thread

D (mm)	pitch (mm)	TPI (threads per inch)	BSP (BSPP & BSPT)	Metric fine	NPT	UN/JIC/SAE (Thread class 2)
29,96	1,5			M30x1,5		
29,96	2			M30x2		
30,16		12				1 3/16-12 UN
32,96	2			M33x2		
33,25		11	1			
33,34		12				1 5/16-12 UN
33,40		11,5			1	
35,96	2			M36x2		
36,51		12				1 7/16-12 UN
37,96	1,5			M38x1,5		
41,28		12				1 5/8-12 UN
41,91		11	1 1/4			
41,96	1,5			M42x1,5		
41,96	2			M42x2		
42,16		11,5			1 1/4	
42,86		12				1 11/16-12 UN
44,96	1,5			M45x1,5		
44,96	2			M45x2		
47,63		12				1 7/8-12 UN
47,80		11	1 1/2			
47,96	2			M48x2		
48,26		11,5			1 1/2	
50,80		12				2-12 UN
51,96	1,5			M52x1,5		
51,96	2			M52x2		
59,61		11	2			
60,33		11,5			2	
63,50		12				2 1/2-12 UN
64,96	2			M65x2		

Female thread

D (mm)	pitch (mm)	TPI (threads per inch)	BSP (BSPP & BSPT)	Metric fine	NPT	UN/JIC/SAE (Thread class 2)
8,54		27			1/8	
8,57		28	1/8			
8,92	1			M10x1		
9,73		20				7/16-20 UNF
10,38	1,5			M12x1,5		
11,07		18			1/4	
11,33		20				1/2-20 UNF
11,45		19	1/4			
12,38	1,5			M14x1,5		
12,75		18				9/16-18 UNF
14,35		18				5/8-18 UNF
14,38	1,5			M16x1,5		
14,49		18			3/8	
14,95		19	3/8			
15,75		16				11/16-16 UN
16,38	1,5			M18x1,5		
17,32		16				3/4-16 UNF
17,90		14			1/2	
18,38	1,5			M20x1,5		
18,63		14	1/2			
18,92		16				13/16-16 UN
20,27		14				7/8-14 UNF
20,38	1,5			M22x1,5		
22,38	1,5			M24x1,5		
23,11		12				1-12 UNF
23,21		14			3/4	
24,12		14	3/4			
24,38	1,5			M26x1,5		
24,69		12				1 1/16-12 UN
24,84	2			M27x2		
25,27		16				1 1/16-16 UN

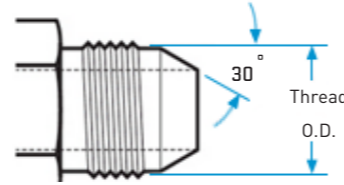
Female thread

D (mm)	pitch (mm)	TPI (threads per inch)	BSP (BSPP & BSPT)	Metric fine	NPT	UN/JIC/SAE (Thread class 2)
27,84	2			M30x2		
27,86		12				1 3/16-12 UN
28,38	1,5			M30x1,5		
29,15		11,5			1	
30,29		11	1			
30,84	2			M33x2		
31,04		12				1 5/16-12 UN
33,84	2			M36x2		
34,21		12				1 7/16-12 UN
36,38	1,5			M38x1,5		
37,87		11,5			1 1/4	
38,95		11	1 1/4			
38,99		12				1 5/8-12 UN
39,84	2			M42x2		
40,38	1,5			M42x1,5		
40,56		12				1 11/16-12 UN
42,84	2			M45x2		
43,38	1,5			M45x1,5		
43,49		11,5			1 1/2	
44,85		11	1 1/2			
45,34		12				1 7/8-12 UN
45,84	2			M48x2		
48,51		12				2-12 UN
49,84	2			M52x2		
50,38	1,5			M52x1,5		
56,66		11	2			
57,63		11,5			2	
61,21		12				2 1/2-12 UN
62,84	2			M65x2		

3.1 FREQUENTLY ASKED QUESTIONS

3.1.1 HOW TO IDENTIFY THREAD TYPES?

- Determine if the thread is male or female (visual inspection)?
- Determine if the thread is tapered or straight/parallel (visual inspection)?
 - Check: Measure the thread with a calliper at the beginning and the end, if it is the same value the thread is straight/parallel.
- Measure the thread diameter (male: major diameter, female: minor diameter).
 - The diameter measurement obtained in this step may not be exactly the same as the listed nominal size for the given thread. The main reason for this variation is industry or manufacturing tolerances.
- Determine the thread pitch.
 - Easiest with the use of a pitch gauge.
- Identify the end connection.
 - Most common angles: 30°, 37° and 45°.



Thread identification example

According to the mentioned method:

- The fitting is visibly male.
- The thread is visibly straight.
- The measured diameter is 26,4 mm (this can be easily converted: inches decimal x 25,4 = mm).
- Threads per inch (TPI): 14
 - When you are not sure, you can search the threading table for a matching diameter and find the possible thread pitches. (For example UNC and UNF have 'the same diameter' but the TPI is different 20 or 28).
- Not applicable.
 - Result: G3/4 male thread.

3.1.2 WHAT DOES NPTF STAND FOR: FEMALE, FINE OR FUEL?

NPTF stands for National Pipe Taper Fuel. This could be male or female. NPTF is designed to provide a more leak-free seal without the use of teflon tape or other sealant compound. A common mistake is to assume that NPTF stands for NPT female or NPT fine. NPT fine does not exist.

3.1.3 WHICH FEMALE THREADS ARE TAPERED/CONICAL?

Most common used tapered internal threads:

- NPT
- BSPT: Rc

3.1.4 WHAT IS THE DIFFERENCE BETWEEN G-THREAD (BSPP) AND R-THREAD (BSPT)?

BSPT thread is tapered when we speak about male thread (R), but the female thread can be tapered (Rc) or parallel (Rp). BSPP thread is parallel, male and female (G).

What is the difference then between female parallel Rp-thread and female parallel G-thread?

G-threads have a parallel shape in accordance with the DIN-EN-ISO 228-1 standard.

Rp-threads have a parallel shape in accordance with the ISO 7-1 and DIN-EN 10226-1 standard.

In the case of a thread of size 1/8", for example, the threads are specified as G1/8 or R1/8.

Male G-threads (parallel) can only be screwed into female G-threads.

Male R-threads (tapered) can be screwed into female G or R-threads.

The following table shows the internal minimum thread diameter, with the upper deviation.

G - WITHWORTH PIPE THREAD

RP - WITHWORTH PIPE THREAD

ø	TPI	ø	Drill - øB	Nut Thread minor ø Min	Nut Thread minor ø Max	ø	TPI	ø	Drill - øB	Nut Thread minor ø Min	Nut Thread minor ø Max
G 1/16	28	7.723	6.80	6.516	6.843	Rp 1/16	28	7.723	6.55	6.490	6.632
G 1/8	28	9.728	8.80	8.566	8.848	Rp 1/8	28	9.728	8.60	8.495	8.637
G 1/4	19	13.157	11.80	11.445	11.890	Rp 1/4	19	13.157	11.50	11.341	11.549
G 3/8	19	16.662	15.25	14.950	15.395	Rp 3/8	19	16.662	15.00	14.846	15.054
G 1/2	14	20.955	19.00	18.631	19.172	Rp 1/2	14	20.955	18.50	18.489	18.773
G 5/8	14	22.911	21.00	20.587	21.128						
G 3/4	14	26.441	24.50	24.117	24.658	Rp 3/4	14	29.441	24.00	23.975	24.259
G 7/8	14	30.201	28.25	27.877	28.418						
G 1	11	33.249	30.75	30.291	30.931	Rp 1	11	33.249	30.25	30.111	30.471
G 1.1/8	11	37.897	35.50	34.939	35.579						
G 1.1/4	11	41.910	39.50	38.952	39.592	Rp 1.1/4	11	41.910	39.00	38.772	39.132
G 1.3/8	11	44.320	42.00	41.365	42.005						
G 1.1/2	11	47.803	45.25	44.845	45.485	Rp 1.1/2	11	47.803	45.00	44.665	45.025
G 1.3/4	11	53.746	51.10	50.788	51.428						
G 2	11	59.614	57.00	56.656	57.296	Rp 2	11	59.614	56.50	56.476	56.836
G 2.1/4	11	65.710	63.10	62.752	63.392						
G 2.1/2	11	75.184	73.00	72.226	72.866	Rp 2.1/2	11	75.184	72.25	72.083	72.443
G 2.3/4	11	81.534	79.00	78.576	79.216						
G 3	11	87.884	85.50	84.926	85.566	Rp 3	11	87.884	85.00	84.783	85.143
G 3.1/2	11	100.330	98.00	97.327	98.012						
G 4	11	113.030	110.50	110.072	110.712	Rp 4	11	113.030	110.00	109.860	110.289

The tolerances on the pitch diameter of the internal G-threads correspond to the 'positive' deviation of the diameter tolerances in ISO 7-1, with the exception of those for thread sizes 1/16, 1/8, 1/4 and 3/8, for which slightly higher values are specified.

INTERNAL G-THREAD

Designation of thread	Number of threads in 25.4 mm	Pitch	Tolerance on pitch diameter		Thread size	Equivalent diametral tolerance on parallel internal threads mm
			Internal thread lower deviation	Internal thread Upper deviation		
1/16	28	0.907	0	+0.107	1/16	+/-0.071
1/8	28	0.907	0	+0.107	1/8	+/-0.071
1/4	19	1.337	0	+0.125	1/4	+/-0.104
3/8	19	1.337	0	+0.125	3/8	+/-0.104
1/2	14	1.814	0	+0.142	1/2	+/-0.142
5/8	14	1.814	0	+0.142		
3/4	14	1.814	0	+0.142	3/4	+/-0.142
7/8	14	1.814	0	+0.142		
1	11	2.309	0	+0.180	1	+/-0.180
1 1/8	11	2.309	0	+0.180		
1 1/4	11	2.309	0	+0.180	1 1/4	+/-0.180
1 1/2	11	2.309	0	+0.180	1 1/2	+/-0.180
1 3/4	11	2.309	0	+0.180		
2	11	2.309	0	+0.180	2	+/-0.180

RP-THREAD

The combination of an external parallel thread G, tolerance A or B in accordance with DIN-EN-ISO 228-1 with an internal parallel thread Rp in accordance with ISO 7-1, needs special consideration. When it is necessary to have this combination, the positive or negative tolerance of the internal thread in accordance with ISO 7-1 shall be considered in the relevant product standards, where external parallel thread G are used.

Never try to mate a BSP fitting with an NPT (or NPS) fitting if the pressure holding capability is at all critical.

3.1.6 ARE NPT AND BSP PIPE THREADS COMPATIBLE?

While NPT threads are common in the United States, BSP threads are widely used in many other countries. NPT/NPS and BSP threads are not compatible due to the differences in their thread forms, and not just the fact that most diametrical sizes have a different pitch. NPT/NPS threads have a 60° included angle and have flattened peaks and valleys; BSP threads have a 55° included angle and have rounded peaks and valleys. (Sometimes 1/2" and 3/4" NPT and BSP threads are combined, because they are very close in design, they have the same pitch).

Never try to mate a BSP fitting with an NPT (or NPS) fitting if the pressure holding capability is at all critical.

Pipe Size	Pitch (Threads/Inch)	
	NPT/NPS	BSP
1/16"	27	---
1/8"	27	28
1/4"	18	19
3/8"	18	19
1/2"	14	14
5/8"	---	14
3/4"	14	14
1"	11 1/2	11

3.1.7 WHAT IS SCREW/NUT GALLING AND HOW CAN IT BE AVOIDED?

Galling occurs when two like metals rub against each other. As the metals heat up from friction, the molecules of each bind together, eventually causing failure as the surfaces weld together. The higher the speed and the higher the pressure, the more likely this is to occur. Often different kind of fasteners, such as those made of stainless steel, aluminium and titanium are most likely to be subject to galling when tightened. Galling can be avoided by good lubrication, by using PTFE tape and by using brass or plastic nuts instead of for example stainless steel nuts. Metal-to-metal contacts are appropriate for low duty cycles or when good lubrication can be supplied, otherwise, stainless steel nuts running on stainless steel screws should be avoided.

3.1.8 WHAT KIND OF SEALING METHOD IS RECOMMENDED WHEN MOUNTING A PA/PVDF FITTING WITH MALE TAPERED THREAD INTO A METAL COUNTERPART?

This combination of materials is not ideal and therefore not recommended. However, when this combination is prescribed, our advice is to use PTFE-tape. There is a possibility that a leaktight connection can be achieved without PTFE-tape, but there is a greater chance of damaging the thread on the PA/PVDF coupling. Damaged thread increases the risk of leaks and after removal the fitting must be replaced.

3.1.5 CAN I USE AN O-RING SEALING WITH NPT THREAD?

Sealing NPT thread with an o-ring is impossible. NPT thread is tapered thread and should screw in only partway. Therefore, the sealing itself is realized directly on the thread, with PTFE tape or a liquid sealant.

3.1.9 WHAT KIND OF THREAD DOES A JIC-FITTING HAVE?

A JIC-fitting -Joint Industry Council- is a type of flare fitting machined with a 37-degree flare seating surface and UNF thread. The flare fittings seal with metal to metal contact between the flared nose of the fitting and the flared tube face in the female connection.

Fitting size (JIC)	UNF thread
D02	5/16x24
D03	3/8x24
D04	7/16x20
D05	1/2x20
D06	9/16x18
D07	5/8x18
D08	3/4x16
D10	7/8x14
D12	1 1/16x12
D16	1 5/16x12
D20	1 5/8x12
D24	1 7/8x12



O-rings



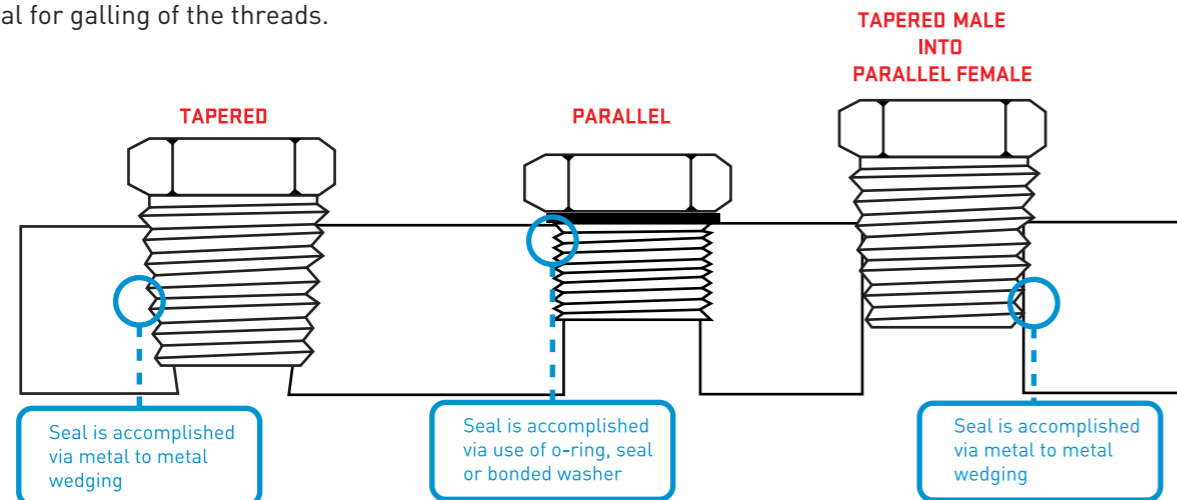
Bonded seals



3.2 THREAD SEAL TYPES

Parallel and tapered threads require different sealing solutions.

When the female thread and the male thread are both parallel an o-ring or bonded seal is often used. O-rings are one of the most common seals, because they are inexpensive, easy to make, reliable and have simple mounting requirements. When the male thread is tapered an o-ring seal can't be used, because the thread can only be screwed in only partially. At Teesing we use PTFE tape or Loctite. Without an additional sealant all tapered threads leak! The sealant reduces the potential for galling of the threads.



APPENDIX: CONVERSION FACTOR

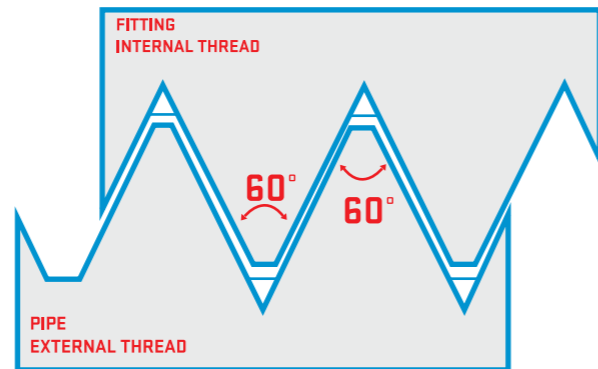
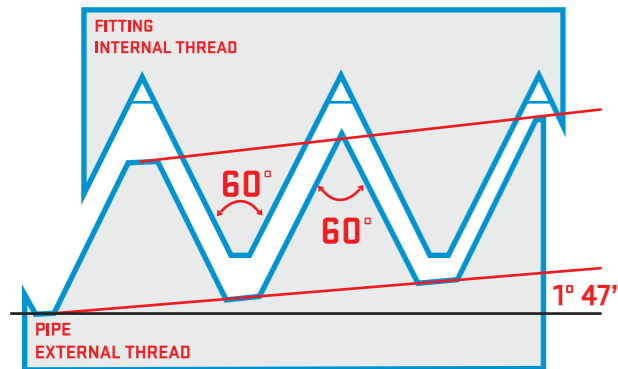
Length	1 inch = 0,0254 m
	1 foot = 0,3048 m
Temperature	1 Fahrenheit = 5/9(°F-32) °C
Force	1 kgf = 9,81 N
Pressure	1 kgf/cm ² = 0,0981•10 ⁶ Pa
	1 atm = 0,981 bar
	1 lb/in ² (psi) = 0,0689 bar
	1 cal = 4,187 J
	1 kWh = 3,6•10 ⁶ J
	1 kcal/h = 1,163 W
	1 pk = 745,5 W

Inches	Inches decimal	Millimeters
1/16"	0,0625	1,588
1/8"	0,125	3,175
1/4"	0,25	6,350
3/8"	0,375	9,525
1/2"	0,5	12,700
3/4"	0,75	19,050
1"	1	25,400
2"	2	50,800

APPENDIX: OTHER THREADS

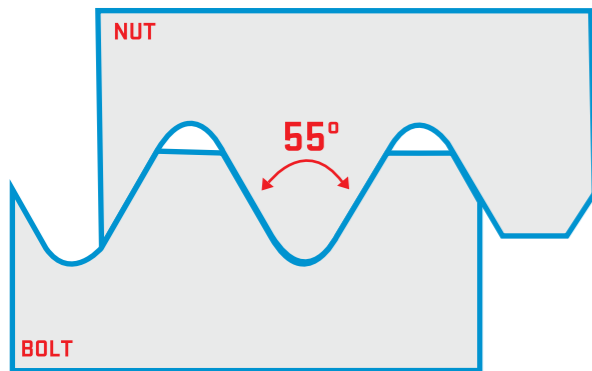
Pipe thread

NPSC – NPSF – NPSL – NPSM ANSI B1.20.1-1983



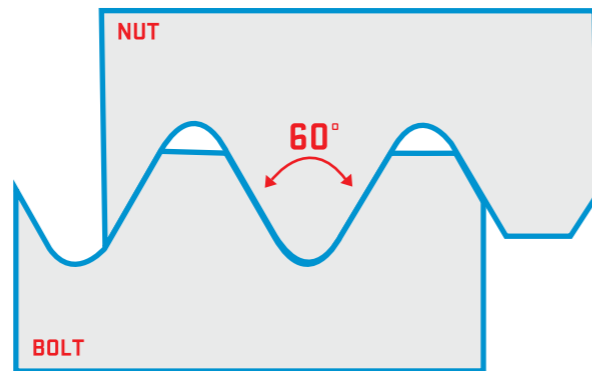
Whitworth thread

BSF Fine thread BS 84
W = BSW Coarse thread BS 84



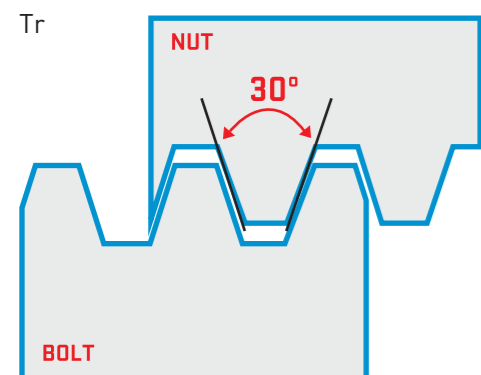
UN (Unified National) thread

UNEF Extra Fine thread ANSI B1.1
UNR ANSI B1.1
UNS ANSI B1.1



Trapezoidal thread

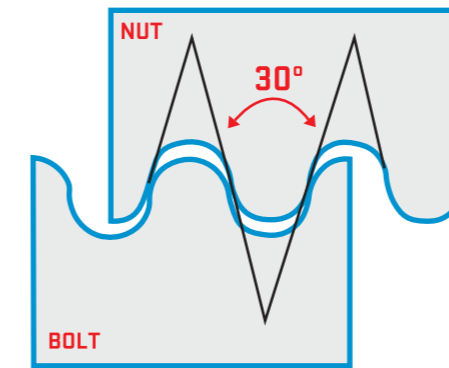
Tr DIN 103



APPENDIX: OTHER THREADS

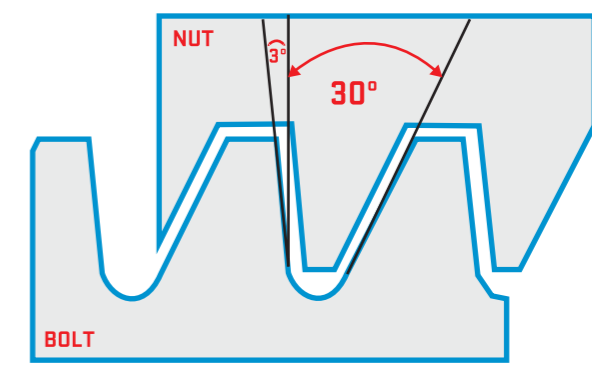
Knuckle thread

Rd DIN 405 / DIN 20400



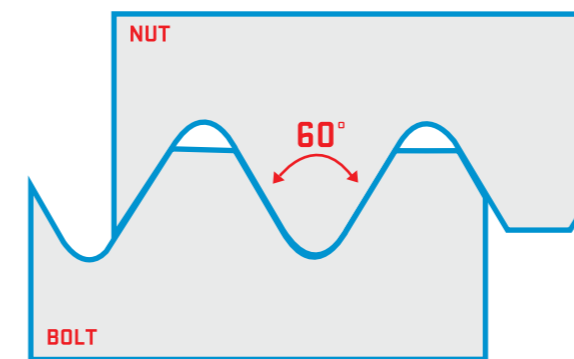
Buttress thread

S DIN 513 / DIN 514



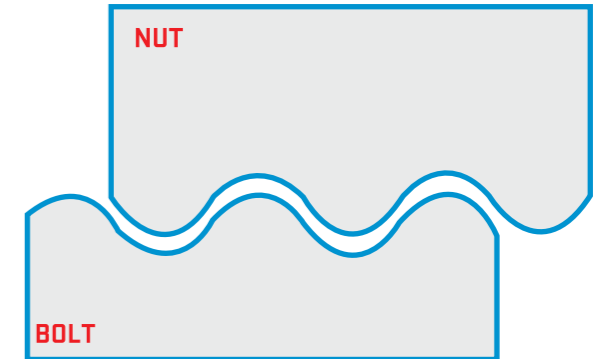
Cycle thread

Fg DIN 79012



Edison thread

E DIN 40400



Contact our sales engineers to receive detailed product information.
We recommend to visit our website for regularly updated product information.

TEESING B.V.

Verrijn Stuartlaan 7
2288 EK Rijswijk
The Netherlands

Tel +31 70 413 07 00
Fax +31 70 413 07 30

info@teesing.com
www.teesing.com

CHINA OFFICE

Hong Kong Macau Center
Suite 418
4Th Floor, Office Tower
2 Chao Yang Men Bei Da Jie
100028 Beijing, China

Tel +86 10 659 590 74
Fax +86 10 650 142 48

teesingchina@teesing.com
www.teesing.com.cn

USA OFFICE

10 Millpond Drive Unit 7
Lafayette, NJ 07848
United States of America

Tel +1 973 383 0691
Fax +1 973 383 4672

teesingusa@teesing.com
www.teesing.com

TAIWAN OFFICE

4F.-15, No.36, Taiyuan St.
Zhubei City
Hsinchu County 302
Taiwan

Tel +886 3 560 05 60
Fax +886 3 560 05 25

teesingtaiwan@teesing.com
www.teesing.tw

ASPRO TIS (BEIJING) CO. LTD.

Xi Tuo Cun, Ma Chi Kou Zhen
Chang Ping District
Beijing 102206
China

Tel +86 10 807 221 65

info@aspro-tis.com.cn
www.aspro-tis.com.cn

WWW.TEESING.COM

TEESING

